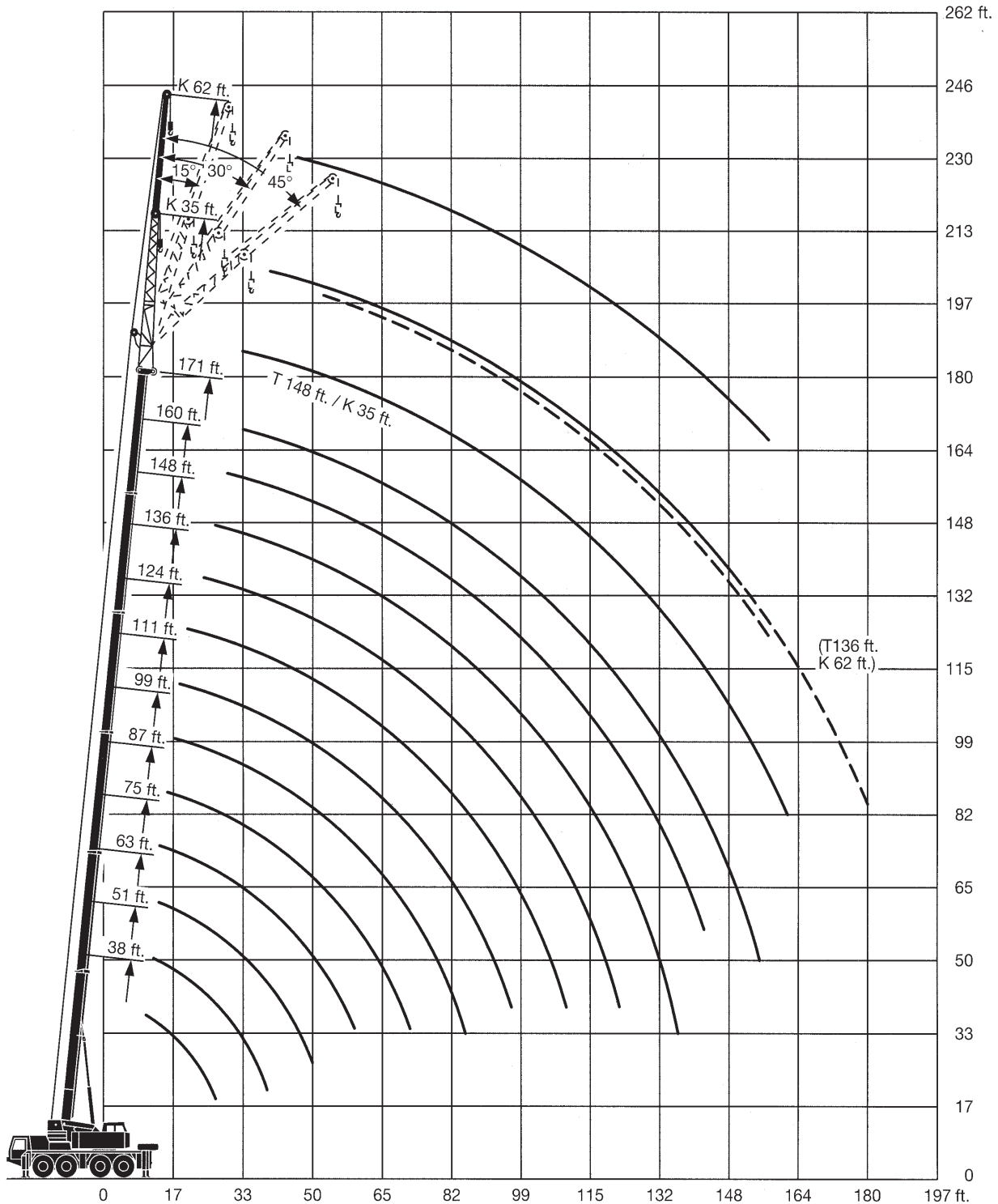




LIFTING CHARTS - All Terrain Cranes

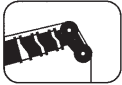
LIEBHERR MODEL LTM 1090/2 - 110 TON CAPACITY

LIFTING HEIGHTS



STERLING CRANE


LIFTING CAPACITIES AT TELESCOPIC BOOM COUNTERWEIGHT 44,100 lbs



38 ft - 171 ft



0° / 360°



44 100 lbs

85%


ft	38 ft		51 ft	63 ft	75 ft	87 ft	99 ft	111 ft	124 ft	136 ft	148 ft	160 ft	171 ft	ft
	1)													
10	216	179												10
11	204	179												11
12	191	175	165	143										12
13	178	167	160	137										13
14	167	160	156	132	114									14
15	156	152	151	127	110	98.5								15
16	146	145	144	123	107	95.5								16
17	138	138	138	118	103	92.5	80.5	69.5						17
18	131	131	130	115	99.5	89.5	78	68						18
20	117	117	116	107	93	84	74	65.5	56.5					20
22	106	106	105	98	87.5	78.5	70.5	62.5	54.5					22
24	96	95.5	94.5	88.5	81	74	67	59.4	52.4	45.5				24
26	87.5	85	84	79	73.5	69.5	63.5	56.7	50.2	44.1				26
28			76	71.5	66.5	63.5	60	54.2	48	42.5	36.3			28
30			69	64.5	60	57.9	56.6	51.8	45.9	40.9	35.4	28.9		30
32			63	58.9	55	53	51.9	49.6	44	39.4	34.5	28.2		32
34			58.1	54.3	50.6	48.9	48	47	42.2	38	33.6	27.6	23.4	34
36			53.8	50.4	46.8	45.3	44.6	44.1	40.5	36.6	32.6	26.9	22.8	36
38			49.5	46.4	43.1	41.7	41.2	41.1	38.8	35.2	31.6	26.2	22.2	38
40				42.8	39.7	38.5	38.1	38.4	36.9	33.9	30.6	25.6	21.7	40
45				36.2	33.2	32.3	32.1	32.6	31.5	30.9	28.1	24.1	20.4	45
50				32.6	28.2	27.4	27.4	29.2	27.1	27.6	25.8	22.8	19.2	50
55					23.9	24.8	23.4	26.6	23.9	24.3	23.5	21.5	18.1	55
60						22.9	20.1	24	22	21.2	21.2	20.3	17.1	60
65						21.2	18.1	21.3	20.3	18.7	19	18.8	16	65
70						19.7	16.8	18.7	18.4	17.2	17.6	17.1	15.1	70
75							15.6	16.5	16.4	16.2	16	15.3	14.3	75
80							14.6	14.6	14.5	15.1	14.2	13.6	13.3	80
85								13.8	12.9	13.3	13.5	12.6	11.9	85
90									11.5	12.5	12.1	11.2	10.4	90
95									10.9	11.6	10.8	10	9.2	95
100										10.6	9.7	8.9	8.2	100
105											9.6	8.8	8	105
110												8	7.3	110
115													6.6	115
120													6	120
125														125
130														130
135														135
140														140
145														145
150														150
I	0		0/ 0	46/ 0	92/ 0	92/ 0	92/ 0	92/ 0/ 0	92/ 0/ 0	92/ 0	92/46	92	100	I
II	0		46/ 0	46/ 0	46/ 0	92/ 0	92/ 0	92/92/ 0	92/92/46	92/92	92/92	92	100	II
III	0		0/ 0	0/ 0	0/ 0	0/92	46/92	46/92/92	92/92/92	92/92	92/92	92	100	III
IV	0		0/ 0	0/46	0/46	0/46	0/92	46/46/92	46/92/92	46/92	92/92	92	100	IV
V	0		0/46	0/46	0/92	0/46	0/46	0/46/92	0/46/92	46/92	46/92	92	100	V

1) over rear / en arrière.

TAB 107033 / 107035

STERLING CRANE

LIFTING CAPACITIES AT TELESCOPIC BOOM COUNTERWEIGHT 31,800 LBS



38 ft – 171 ft



0° / 360°



31 800 lbs

85%

ft	38 ft		51 ft	63 ft	75 ft	87 ft	99 ft	111 ft	124 ft	136 ft	148 ft	160 ft	171 ft	ft
	1)													
10	216	179												10
11	201	179												11
12	187	174	165	143										12
13	173	166	160	137										13
14	162	158	156	132	114									14
15	151	150	150	127	110	98.5								15
16	142	142	141	123	107	95.5								16
17	134	134	133	118	103	92.5	80.5	69.5						17
18	126	126	126	113	99.5	89.5	78	68						18
20	113	112	111	102	92.5	83.5	74	65.5	56.5					20
22	102	100	97.5	89.5	82	76.5	70.5	62.5	54.5					22
24	92	89	86	78.5	73	69.5	65.5	59.4	52.4	45.5				24
26	83.5	79	76	69.5	64.5	62	60	56.7	50.2	44.1				26
28			68.5	63	58.4	56.1	54.7	53.2	48	42.5	36.3			28
30			62	56.8	52.7	50.8	49.7	49.4	45.8	40.9	35.4	28.9		30
32			56.6	51.7	48	46.3	45.5	45.4	43.2	39.4	34.5	28.2		32
34			52	47.6	44.1	42.6	41.9	42	40.4	37.8	33.6	27.6	23.4	34
36			47.8	44	40.7	39.4	38.9	39	37.6	36.2	32.6	26.9	22.8	36
38			45.5	40.4	37.3	36.2	35.8	36.8	34.8	34.6	31.6	26.2	22.2	38
40				37.8	34.2	33.2	33	35.2	32.2	32.8	30.6	25.6	21.7	40
45				34.9	28.4	29.7	27.5	31.2	28.4	27.9	27.4	24.1	20.4	45
50				30.9	24.5	27.1	23.3	27.2	25.9	24	23.9	22.8	19.2	50
55					22.7	24.7	21.4	23.6	23.1	21.1	21.6	20.9	18.1	55
60						22.3	19.6	20.6	20.3	19.6	19.8	18.5	17.1	60
65						19.5	18.1	18	17.9	18.4	17.5	16.3	15.9	65
70						17.2	16.8	15.7	16.3	16.2	15.3	14.5	14.2	70
75							15.3	14.1	14.9	14.3	13.3	12.7	12.4	75
80							13.6	13.1	13.3	12.6	11.6	10.9	10.7	80
85								12.7	12.2	11.9	11.1	9.4	9.2	85
90									11.3	10.6	9.8	9	8.1	90
95									10.3	9.5	8.8	8	7.3	95
100										8.6	7.9	7.1	6.3	100
105										7.9	7.1	6.3	5.6	105
110										7.3	6.4	5.6	4.9	110
115											5.8	5	4.3	115
120											5.3	4.5	3.7	120
125												4	3.2	125
130													3.6	130
135													3.2	135
I	0		0/0	46/0	92/0	92/0	92/0	92/0/0	92/0/0	92/0	92/46	92	100	I
II	0		46/0	46/0	46/0	92/0	92/0	92/92/0	92/92/46	92/92	92/92	92	100	II
III	0		0/0	0/0	0/0	0/92	46/92	46/92/92	92/92/92	92/92	92/92	92	100	III
IV	0		0/0	0/46	0/46	0/46	0/92	46/46/92	46/92/92	46/92	92/92	92	100	IV
V	0		0/46	0/46	0/92	0/46	0/46	0/46/92	0/46/92	46/92	46/92	92	100	V

1) over rear / en arrière.

TAB 107034 / 107036

Remarks referring to load charts.

- The tabulated lifting capacities do not exceed 85% of the tipping load.
- The crane's structural steelwork is in accordance with DIN 15018, part 3. Design and construction of the crane comply with DIN 15018, part 2, and with F.E.M. regulations.
- The 85 % overturning limit values take into account wind force 5 = wind speed 20 mph.
- Lifting capacities are given in kips.
- The weight of the hook blocks and hooks must be deducted from the lifting capacities.
- Working radii are measured from the slewing centreline.
- The lifting capacities given for the telescopic boom only apply if the folding jib is taken off.
- Lifting capacities are subject to modifications.
- Lifting capacities above 179 kips only with additional pulley block/special equipment.

STERLING CRANE

LIFTING CAPACITIES AT TELESCOPIC BOOM COUNTERWEIGHT 44,000/31,800 LBS



38 ft - 63 ft



0°



44 100 / 31 800 lbs

85%


m	38 ft		51 ft		63 ft		m
	44 100 lbs	31 800 lbs	44 100 lbs	31 800 lbs	44 100 lbs	31 800 lbs	
10	53.7	51.8					10
11	50.2	48.4					11
12	47	45.3	48.8	47.1	48.4	47.9	12
13	44.1	42.5	45.9	44.3	46.5	45	13
14	41.5	40	43.3	41.8	44.1	42.6	14
15	39.1	37.6	40.9	39.4	41.7	40.2	15
16	36.9	35.5	38.8	37.3	39.5	38.1	16
17	35	33.6	36.8	35.4	37.6	36.2	17
18	33.2	31.8	35	33.7	35.8	34.5	18
20	29.7	28.5	31.5	30.3	32.3	31.1	20
22	26.9	25.7	28.7	27.5	29.5	28.3	22
24	24.3	23.2	26.2	25.1	26.9	25.9	24
26	22	21	23.9	22.9	24.6	23.6	26
28			21.9	21	22.7	21.8	28
30			20.1	19.2	20.9	20	30
32			18.5	17.5	19.3	18.5	32
34			17.2	15.9	18	17	34
36			15.9	14.4	16.7	15.5	36
38			14.7	12.9	15.5	14	38
40					14.3	12.6	40
45					12	9.9	45
50					10.2	7.9	50
I	0		0		0		I
II	0		0		0		II
III	0		0		0		III
IV	0		0		0		IV
V	0		46		92		V

0° = over rear / sur arrière

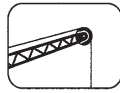
TAB 107023 / 107024

STERLING CRANE

LIFTING CAPACITIES AT THE FOLDING JIB



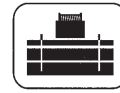
124 ft – 171 ft



35 ft



360°



44 100 lbs




85%

m	124 ft				136 ft				148 ft				160 ft				171 ft			m	
	35 ft				35 ft				35 ft				35 ft				35 ft				
	0°	15°	30°	45°	0°	15°	30°	45°	0°	15°	30°	45°	0°	15°	30°	45°	0°	15°	30°		
28	24.3																			28	
30	24.1				20															30	
32	23.9				19.9															32	
34	23.6				19.8				17.2											34	
36	23.4				19.7				17.1											36	
38	23.1				19.6				17											38	
40	23	17			19.5	14.7			16.9					13.6				11.8		40	
45	23.9	15.8			19.2	13.7			16.6					13.1				11.3		45	
50	22.4	14.7	10.2		19	12.8	8.6		16.3	10.9				12.7	8.4			10.7	7	50	
55	21	13.8	9.7	7.6	18.7	12	8.3	6.4	15.7	10.4	7	5.4	12.2	8.1	6.1			10.2	6.7	4.8	55
60	20.2	12.9	9.3	7.4	18.2	11.3	7.9	6.2	14.8	9.8	6.8	5.2	11.7	7.8	5.9	4.4		9.7	6.5	4.6	60
65	18.6	12.1	8.9	7.2	16.9	10.6	7.6	6.1	13.9	9.2	6.5	5.1	11	7.5	5.7	4.3		9.1	6.2	4.4	65
70	16.7	11.5	8.6	7	15.6	10	7.3	5.9	13.1	8.7	6.3	5	10.3	7.3	5.5	4.2		8.7	6	4.2	70
75	14.8	10.8	8.2	6.8	14.5	9.5	7.1	5.8	12.4	8.3	6	4.8	9.8	7	5.3	4.1		8.3	5.8	4	75
80	13.2	10.3	7.9	6.7	13.3	9	6.8	5.7	11.7	7.9	5.8	4.7	9.3	6.8	5.1	3.9		7.9	5.6	3.8	80
85	11.7	9.7	7.6	6.5	11.9	8.5	6.6	5.6	11.2	7.5	5.6	4.6	8.8	6.6	4.9	3.8		7.5	5.4	3.7	85
90	10.2	9.3	7.4	6.4	10.5	8.1	6.4	5.5	10.3	7.2	5.4	4.5	8.4	6.4	4.7	3.7		7.2	5.2	3.5	90
95	9	8.9	7.2	6.3	9.3	7.8	6.2	5.4	9.3	6.8	5.3	4.4	8	6.1	4.6	3.6		6.8	4.9	3.3	95
100	8	8.3	7	6.2	8.3	7.4	6	5.3	8.3	6.5	5.1	4.3	7.7	5.8	4.4	3.5		6.6	4.7	3.2	100
105	7.1	7.6	6.8	6	7.4	7.1	5.9	5.3	7.4	6.3	5	4.3	7.4	5.6	4.3	3.5		6.3	4.5	3.1	105
110	6.7	6.7	6.6	5.9	6.9	6.8	5.8	5.2	7.1	6	4.8	4.2	6.7	5.4	4.2	3.4		6	4.2	2.9	110
115	6.4	5.9	6.1	5.8	6.7	6.2	5.6	5.1	6.8	5.8	4.7	4.1	6	5.2	4	3.3		5.6	4	2.8	115
120	6.2	5.4	5.5	5.4	6.4	5.5	5.4	5.1	6.3	5.4	4.6	4.1	5.3	5	3.9	3.3		5.1	3.8	2.7	120
125	5.9	5.2	4.8	4.8	6.2	5.4	5.1	5	5.6	5.1	4.5	4	4.7	4.8	3.8	3.2		4.4	3.6	2.6	125
130	5.7	5.1	4.7	4.3	5.7	5.2	4.7	4.5	5.1	4.9	4.4	4	4.1	4.4	3.7	3.2		3.9	3.5	2.5	130
135	5.5	5	4.6	4.2	5.2	5.1	4.6	4.2	4.5	4.7	4	3.8	3.6	3.9	3.6	3.1		3.4	3.3	2.4	135
140	5.3	4.8	4.5		4.8	4.8	4.5	4.1	4.1	4.3	3.9	3.6	3.1	3.4	3.4	3.1		2.9	3.1	2.3	140
145					4.3	4.5	4.4	4	3.6	3.9	3.8	3.5	2.7	3	3.2	3		2.4	2.8	2.2	145
150					3.9	4.1	4.1	3.9	3.2	3.4	3.5	3.5	2.3	2.5	2.7	2.8		2	2.3	2.1	150
155					3.5	3.6	3.6		2.8	3	3.1	3.1		2.1	2.3	2.4			1.9	2	155
160									2.4	2.6	2.6										160
I	92/ 0				92/ 0				92/46				92				100			I	
II	92/46				92/92				92/92				92				100			II	
III	92/92				92/92				92/92				92				100			III	
IV	46/92				46/92				92/92				92				100			IV	
V	0/92				46/92				46/92				92				100			V	

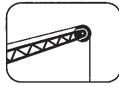
TAB 107078 / 107080 / 107082 / 107084

STERLING CRANE

LIFTING CAPACITIES AT THE FOLDING JIB



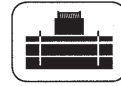
124 ft - 171 ft



62 ft



360°



44 100 lbs



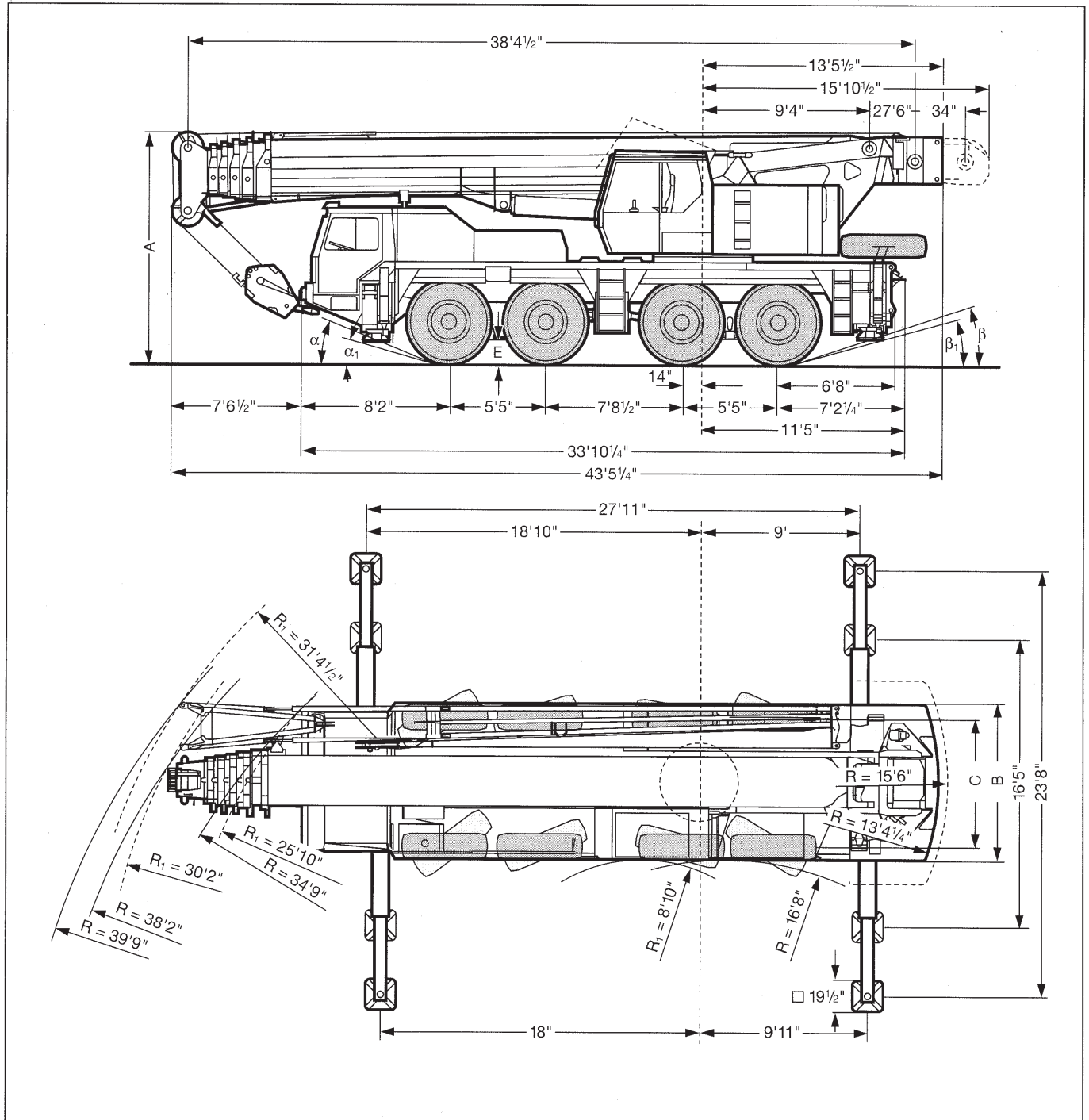
85%


m	124 ft				136 ft				148 ft				160 ft			171 ft		m		
	62 ft				62 ft				62 ft				62 ft			62 ft				
	0°	15°	30°	45°	0°	15°	30°	45°	0°	15°	30°	45°	0°	15°	30°	0°	15°			
30	10.2																	30		
32	10.1																	32		
34	10.1				9.5													34		
36	10				9.4													36		
38	10				9.4													38		
40	9.9				9.3				8.2					7.3				40		
45	9.8				9.2				8.1					7.2				45		
50	9.6				9.1				8					7.1		6.1		50		
55	9.4	7.9			9	7.6			7.9					7		6		55		
60	9.2	7.8			8.8	7.5			7.8	6.8				6.8	5.5	6	4.3	60		
65	9	7.6			8.7	7.3			7.7	6.6				6.8	5.3	5.9	4.2	65		
70	8.8	7.5	6.3		8.5	7.2	5.6		7.6	6.4				6.6	5.1	5.8	4	70		
75	8.6	7.4	6.1	4.7	8.4	7.1	5.4		7.5	6.2	4.4			6.5	4.9	3.7	5.7	3.9	75	
80	8.4	7.2	5.9	4.5	8.2	7	5.2	3.8	7.3	6	4.2	3		6.4	4.8	3.6	5.5	3.8	80	
85	8.2	7.1	5.7	4.4	8	6.9	5	3.7	7.2	5.8	4	3		6.3	4.6	3.5	5.3	3.7	85	
90	8	7	5.5	4.3	7.8	6.6	4.8	3.6	7.1	5.6	3.8	2.9		6.2	4.4	3.3	5.1	3.5	90	
95	7.8	6.9	5.3	4.1	7.6	6.4	4.6	3.5	7	5.4	3.7	2.8		6	4.3	3.2	4.9	3.4	95	
100	7.7	6.7	5.1	4	7.5	6.1	4.5	3.3	6.9	5.2	3.6	2.7		5.8	4.2	3	4.7	3.3	100	
105	7.5	6.5	4.9	3.9	7.3	5.8	4.3	3.2	6.8	5	3.4	2.7		5.5	4.1	2.9	4.5	3.2	105	
110	7.1	6.2	4.8	3.8	7.2	5.6	4.2	3	6.6	4.7	3.3	2.6		5.3	3.9	2.8	4.3	3.1	110	
115	6.5	6	4.6	3.6	6.6	5.4	4	2.9	6.3	4.5	3.2	2.5		5.1	3.8	2.7	4.2	3	115	
120	5.8	5.7	4.5	3.5	5.9	5.2	3.9	2.7	5.8	4.3	3.1	2.4		4.9	3.7	2.6	4	2.9	120	
125	5.1	5.5	4.3	3.4	5.3	5	3.7	2.6	5.2	4.1	3	2.4		4.8	3.6	2.5	3.9	2.7	125	
130	4.5	5.1	4.2	3.2	4.7	4.8	3.6	2.5	4.6	3.9	2.9	2.3		4.6	3.5	2.4	3.7	2.6	130	
135	4.2	4.6	4.1	3.1	4.3	4.6	3.4	2.4	4.4	3.8	2.9	2.2		4.2	3.3	2.3	3.6	2.4	135	
140	4	4.1	4	3	4.1	4.2	3.3	2.4	4.2	3.6	2.8	2.2		3.7	3.2	2.3	3.3	2.3	140	
145	3.8	3.5	3.8	2.9	4	3.7	3.1	2.3	4.1	3.5	2.7	2.1		3.2	3	2.2	2.9	2.1	145	
150	3.7	3.1	3.4	2.7	3.8	3.3	3	2.2	3.7	3.2	2.6	2		2.8	2.9	2.1	2.5	2	150	
155	3.5	3	2.9	2.6	3.7	3	2.8	2.2	3.3	3	2.6	1.9		2.4	2.8	2	2.2	1.9	155	
160	3.4	2.9	2.4	1.9	3.5	3	2.6	2.1	2.9	2.9	2.5	1.9		2	2.5	1.9			160	
165	3.3	2.8	2.3		3.2	2.9	2.5	2.1	2.6	2.8	2.3				2.1	1.8			165	
170	3.2	2.7	2.3		2.8	2.8	2.5	2	2.2	2.6	2				1.8	1.7			170	
175	3.1				2.5	2.7	2.4		1.9	2.2	1.9								175	
180					2.2	2.4														180
I	92/ 0				92/ 0				92/46				92			100		I		
II	92/46				92/92				92/92				92			100		II		
III	92/92				92/92				92/92				92			100		III		
IV	46/92				46/92				92/92				92			100		IV		
V	0/92				46/92				46/92				92			100		V		

TAB 107078 / 107080 / 107082 / 107084

STERLING CRANE

DIMENSIONS



	Dimensions / Encombrement								
	A	A 6''*	B	C	E	α	α_1	β	β_1
 16.00 R 25	12'9 1/2"	12'5 1/2"	7'4"	8'9 1/2"	17"	22°	17°	18°	14°

* lowered / abaissé