

STERLING CRANE



TRANSPORTATION SPECS - Crawler Cranes

KOBELCO MODEL CKE2500-II - 275 TON CAPACITY

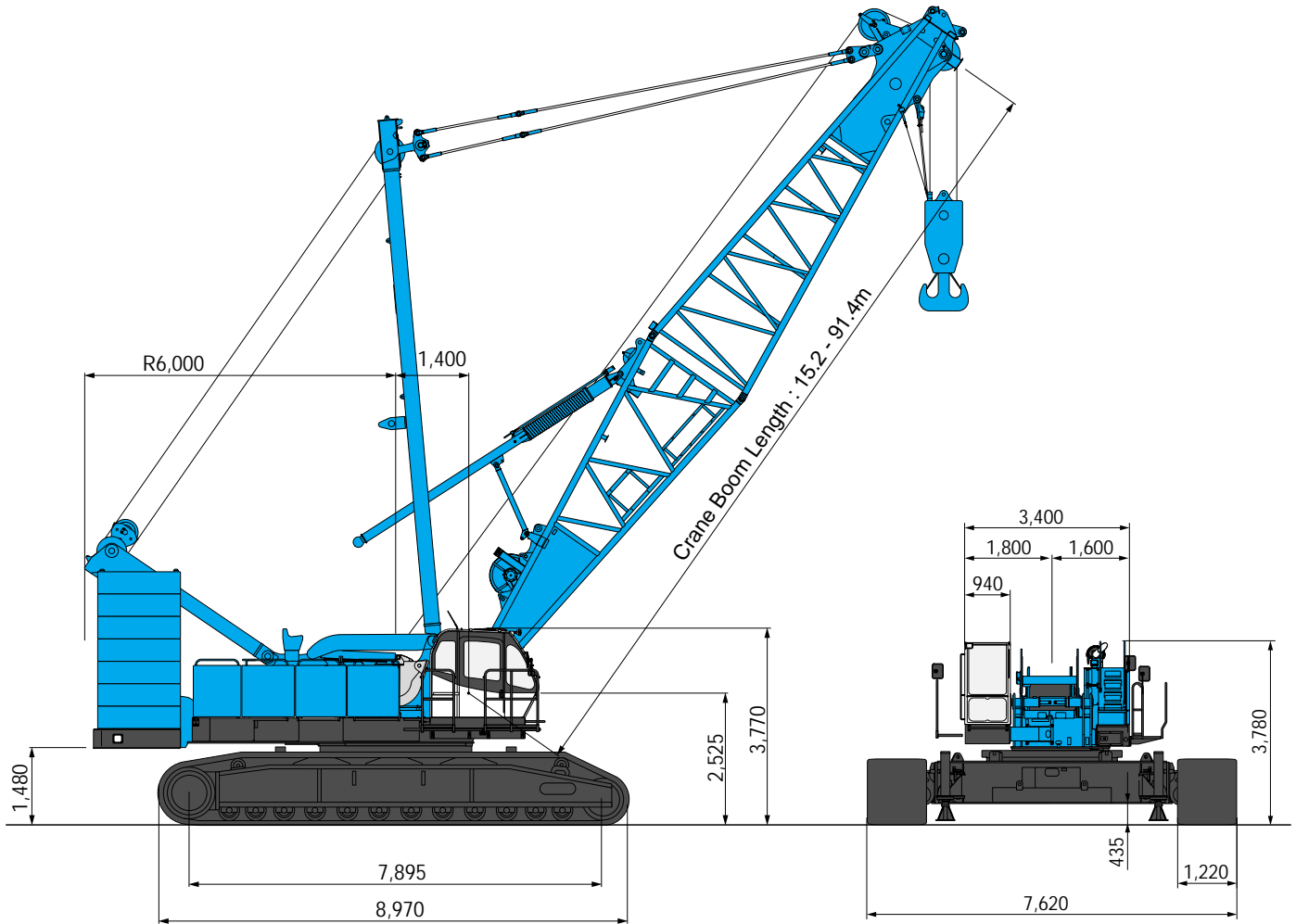
<u>COMPONENT WEIGHTS</u>				<u>LBS.</u>	<u>KGS.</u>	<u>Boom Min 50' to Max. 300'</u>	<u>LBS.</u>	<u>KGS.</u>
Complete Crane c/w 50' boom, full cwt. & block				476,733	216 245	OD 93" x 91"		
House, Carbody & Gantry - 40' x 12' x 10'11"				99,005	44 908	25' Butt Section	10,284	4 665
Counterweights:						10' Insert c/w Pendants 2 pc. Ea	1,962	890
Upper:						20' Insert c/w Pendants 2 pc. Ea	3,175	1 440
A Cwt	13'6"x6'6"x3'	1 pc.		23,589	10 700	40' Insert c/w Pendants 5 pc. Ea	5,600	2 540
B Cwt	5'3"x4'1'7"	7 pcs. Ea.		12,400	5 625	30' Tip Section	8,201	3 720
C Cwt	5'3"x4'1'7"	7 pcs. Ea.		12,400	5 625			
Total Upper				197,189	89 444	<u>Fixed Jib Min. 30' to Max. 100'</u>		
Carbody:						OD 40" x 33"		
A Cwt	8'11"x8'1"x1'7"	2 pcs. Ea.		14,000	6 350	15' Butt Section c/w strut	1,124	510
B Cwt	5'3"x3'9"x1'7"	2 pcs. Ea.		12,400	5 625	10' Insert c/w pendants 1 pc. Ea.	242	110
Total Carbody				52,798	23 949	20' Insert c/w pendants 3 pcs. Ea	419	190
Total Counterweight				249,987	113 393	15' Tip Section	695	315
Tracks	48" Shoes 29'5"x4'x4'6"	ea.		51,817	23 504			
<u>ADDITIONAL WEIGHTS</u>								
150 Ton Block				5,622	2 550			
70 Ton Block				2,646	1 200			
35 Ton Block				1,984	900			
Mast 33'7"x6'x4'9"				6,327	2 870			
Gantry 13'11"x5'3"x5'2"				6,658	3 020			

STERLING CRANE

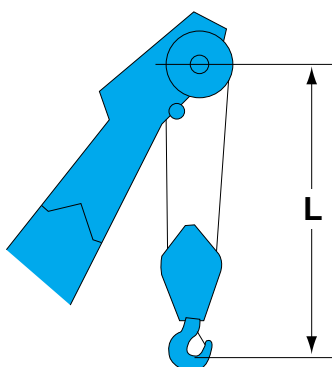
GENERAL DIMENSIONS

Crane Boom

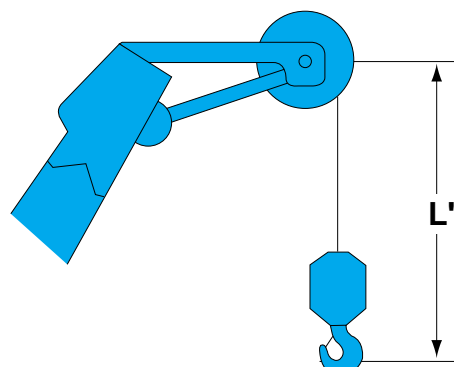
(Unit: mm)



Limit of Hook Lifting



Hook	L
250 t hook	5.3 m
150 t hook	5.9 m
70 t hook	4.9 m
35 t hook	4.7 m



Hook	L'
35 t hook	3.8 m
13.5 t ball hook	3.5 m